

DECLARATION OF BLOOD PRESSURE MEASURING DEVICE EQUIVALENCE 2013

A SIGNED COPY WILL BE POSTED ON THE www.dableducational.org WEBSITE

SECTION A - Please complete all items.

I **Bill Huang,,** a Director of **AViTA Corporation,**  
Name of a Company Director Company name

hereby state that there are no differences that will affect blood pressure measuring accuracy between the

Maker <sup>a</sup>	Medel	Address	Medel International, Via Villapizzone 26, 20156, Milan, Italy
Manufacturer <sup>b</sup>	Globalcare	Address	7 <sup>th</sup> Building 39 Middle Industrial Main Road European Industrial Zone, Xiaolan Town, Zhongshan City Guangdong Province 52815 CHINA.
Brand <sup>c</sup>	Medel	Model <sup>d</sup>	Medel Check

Blood pressure measuring device for which validation is claimed. If alternative model names are used, include all.

blood pressure measuring device and the validated blood pressure measuring device

Maker <sup>a</sup>	AViTA Corporation	Address	9F, NO.78, SEC.1, KWANG-FU RD. , SAN -Chung District, New Taipei City 24158 Taiwan R.O.C.
Manufacturer <sup>b</sup>	AViTA Corporation	Address	9F, NO.78, SEC.1, KWANG-FU RD. , SAN -Chung District, New Taipei City 24158 Taiwan R.O.C.
Brand <sup>c</sup>	AViTA	Model <sup>d</sup>	BPM63S

Existing validated blood pressure measuring device.

which has previously passed the ESH-2010 protocol, the results of which were published as follows:

Kang Y-Y, Zeng W-F, Liu M, Li Y, and Wang J-G. Validation of the AVITA BPM63S upper arm blood pressure monitor for home blood pressure monitoring according to the European Society of Hypertension International Protocol revision 2010. Blood Pressure M

Full reference

The only differences between the devices involve the following components:

Tick one box for each item 1–18.

Part I	1	Algorithm for Oscillometric Measurements	Yes <input type="checkbox"/>	No <input checked="" type="checkbox"/>	N/A <sup>e</sup> <input type="checkbox"/>
	2	Algorithm for Auscultatory Measurements	Yes <input type="checkbox"/>	No <input type="checkbox"/>	N/A <sup>f</sup> <input checked="" type="checkbox"/>
	3	Artefact/Error Detection	Yes <input type="checkbox"/>	No <input checked="" type="checkbox"/>	
	4	Microphone(s)	Yes <input type="checkbox"/>	No <input type="checkbox"/>	N/A <sup>f</sup> <input checked="" type="checkbox"/>
	5	Pressure Transducer	Yes <input type="checkbox"/>	No <input checked="" type="checkbox"/>	
	6	Cuffs or Bladders	Yes <input type="checkbox"/>	No <input checked="" type="checkbox"/>	
	7	Inflation Mechanism	Yes <input type="checkbox"/>	No <input checked="" type="checkbox"/>	
	8	Deflation Mechanism	Yes <input type="checkbox"/>	No <input checked="" type="checkbox"/>	
Part II	9	Model Name or Number	Yes <input checked="" type="checkbox"/>	No <input type="checkbox"/>	
	10	Casing	Yes <input checked="" type="checkbox"/>	No <input type="checkbox"/>	
	11	Display	Yes <input checked="" type="checkbox"/>	No <input type="checkbox"/>	
	12	Carrying/Mounting Facilities	Yes <input checked="" type="checkbox"/>	No <input type="checkbox"/>	
	13	Software other than Algorithm	Yes <input checked="" type="checkbox"/>	No <input type="checkbox"/>	
	14	Memory Capacity/Number of stored measurements	Yes <input checked="" type="checkbox"/>	No <input type="checkbox"/>	
	15	Printing Facilities	Yes <input type="checkbox"/>	No <input type="checkbox"/>	N/A <sup>g</sup> <input checked="" type="checkbox"/>
	16	Communication Facilities	Yes <input type="checkbox"/>	No <input type="checkbox"/>	N/A <sup>g</sup> <input checked="" type="checkbox"/>
	17	Power Supply	Yes <input checked="" type="checkbox"/>	No <input type="checkbox"/>	
	18	Other Facilities	Yes <input checked="" type="checkbox"/>	No <input type="checkbox"/>	N/A <sup>g</sup> <input type="checkbox"/>

An explanation of each item ticked “Yes” must be included in Section B or on a separate sheet.

- Notes: a Provide the name and address of the actual maker of the device.  
 b Provide the name and address of the legal manufacturer of the device, even if it is the same as that of the maker.  
 c Provide the name of the brand under which it is sold, even if it is the same as that of the manufacturer or maker.  
 d Provide the model name. If alternative or internal model names are used, include all. Each device must be uniquely identifiable.  
 e Only tick N/A (Not Applicable) if neither device measures blood pressure using the oscillometric method.  
 f Only tick N/A (Not Applicable) if neither device measures blood pressure using the auscultatory method.  
 g Only tick N/A (Not Applicable) if neither device provides printing, communication or other facilities, as appropriate.

**SECTION B** An explanation for each item, 1 to 18, ticked "Yes" in Section A must be provided here or in an attached document. All differences between the devices must be described.

**SECTION C** Please check that the following are included with the application

- A manual for the validated device
- A manual for the device for which equivalence is being sought
- An image of the validated device
- An image of the device for which equivalence is being sought
- An image of the screen layout of validated device\*
- An image of the screen layout of the device for which equivalence is being sought\*

\* Screen layouts shown complete, and without obscuring labels or lines, in manuals need not be included separately.

**SECTION D** Complete all items, bar signatures and seal, online and print. Sign and seal it then send the original to our address below. Please email a signed copy of this form, together with the manuals and images for both devices, to [info@dableducational.org](mailto:info@dableducational.org).

Signature of Director Bill Huang Company Stamp/Seal

Name Bill Huang





Date 2016\_03.15

Signature of Witness Jonathan Chen

Name Jonathan Chen

Address 9F, NO.78, SEC.1, KWANG-FU RD. , SAN -Chung District, New Taipei City 24158 Taiwan R.O.C.

Comparison of the Medel Check (95124) with the AViTA BPM63S

Devices – Item 9	Medel Check (95124)	AViTA BPM63S
Pictures		
Display		
Validation		ESH 2010
Category	Arm Type Blood Pressure Monitor	Arm Type Blood Pressure Monitor
Device 1 Criteria	<p><i>Dimension</i> 185 * 100 * 55 mm (W * H *D)</p> <p><i>Weight</i> 320g(Excluding batteries)</p> <p><i>Cuff Size</i> 22-42cm</p>	<p><i>Dimension</i> 113 * 140 * 57 mm (W * H *D)</p> <p><i>Weight</i> 275g(Excluding batteries)</p> <p><i>Cuff Size</i> 22-33cm</p>

<p><b>Same Criteria</b></p>	<p><b>Measurement</b>  <i>Accuracy</i>                      Blood Pressure Accuracy <math>\pm 3</math> mmHg                      Pulse Accuracy <math>\pm 4\%</math></p> <p><i>Method</i>                      Oscillometric</p> <p><i>Ranges</i>                      Cuff pressure 0 -300 mmHg                      Systolic 50 mmHg – 280 mmHg                      Diastolic 30 mmHg – 200 mmHg</p> <p><i>Inflation</i>                      Automatic inflation by internal pump</p> <p><i>Deflation</i>                      Automatic speed deflation system</p> <p><i>Cuffs (Please state sizes and materials used)</i>                      22-42 cm                      Bladder dimension: 120x232mm</p> <p><i>Sensors</i>                      US-9111-006-S</p> <p><i>Measurement Records</i>                      2*60 times with date and time</p> <p><i>Measurements other than Blood Pressure</i>                      Pulse rate</p> <p><b>Buttons/Switches</b>  <i>Power</i>                      START/POWER Button ( on / off )</p> <p><i>Measurement Records</i>                      Memory Recall Button - MEM</p>	<p><b>Measurement</b>  <i>Accuracy</i>                      Blood Pressure Accuracy <math>\pm 3</math> mmHg                      Pulse Accuracy <math>\pm 4\%</math></p> <p><i>Method</i>                      Oscillometric</p> <p><i>Ranges</i>                      Cuff pressure 0 -300 mmHg                      Systolic 50 mmHg – 280 mmHg                      Diastolic 30 mmHg – 200 mmHg</p> <p><i>Inflation</i>                      Automatic inflation by internal pump</p> <p><i>Deflation</i>                      Automatic speed deflation system</p> <p><i>Cuffs(Please state sizes and materials used)</i>                      22-33 cm                      Bladder dimension: 120x232mm</p> <p><i>Sensors</i>                      US-9111-006-S</p> <p><i>Measurement Records</i>                      1*60 times with date and time</p> <p><i>Measurements other than Blood Pressure</i>                      Pulse rate</p> <p><b>Buttons/Switches</b>  <i>Power</i>                      START/POWER Button ( on / off )</p> <p><i>Measurement Records</i>                      Memory Recall Button - MEM</p>

	<p><i>Function</i> T3 Button (average of last 3 measures)</p> <p><i>Analysis</i> N/A</p> <p><i>Event Marking</i> N/A</p> <p><i>Communication</i> N/A</p> <p><b>Display/Symbols/Indicators</b></p> <p><i>Preparation</i> N/A</p> <p><i>Measurement Procedure</i> Inflation symbol Deflation symbol Heartbeat symbol during deflation Irregular Heartbeat symbol</p> <p><i>Post Measurement</i> Systolic blood pressure Diastolic blood pressure Pulse rate</p> <p><i>Measurement Records</i> Memory recall number</p> <p><i>Date and Time</i> Date and Time</p> <p><i>Power</i> Low Battery detection symbol</p> <p><i>Function</i> Average</p>	<p><i>Function</i> Date and Time Set Button – SET Mode (Alarm) Button - Mode</p> <p><i>Analysis</i> N/A</p> <p><i>Event Marking</i> N/A</p> <p><i>Communication</i> N/A</p> <p><b>Display/Symbols/Indicators</b></p> <p><i>Preparation</i> N/A</p> <p><i>Measurement Procedure</i> Inflation symbol Deflation symbol Heartbeat symbol during deflation Irregular Heartbeat symbol</p> <p><i>Post Measurement</i> Systolic blood pressure Diastolic blood pressure Pulse rate WHO indicator</p> <p><i>Measurement Records</i> Memory recall number</p> <p><i>Date and Time</i> Date and Time</p> <p><i>Power</i> Low Battery detection symbol</p> <p><i>Function</i> Average Alarm</p>
--	----------------------------------------------------------------------------------------------------------------------------------------------------------------------------------------------------------------------------------------------------------------------------------------------------------------------------------------------------------------------------------------------------------------------------------------------------------------------------------------------------------------------------------------------------------------------------------------------------------------------------------------------------------------------------------------------------------------	-------------------------------------------------------------------------------------------------------------------------------------------------------------------------------------------------------------------------------------------------------------------------------------------------------------------------------------------------------------------------------------------------------------------------------------------------------------------------------------------------------------------------------------------------------------------------------------------------------------------------------------------------------------------------------------------------------------------------------------------------------------------

	<p><i>Communication</i> N/A</p> <p><i>Features</i> N/A</p> <p><i>Not described</i></p> <p><b>Algorithms</b> <i>Averages and Differences</i> Average of the last 3 measurements</p> <p><i>Diagnostic</i> N/A</p> <p><i>Functions</i> N/A</p> <p><i>Communication</i> N/A</p> <p><b>Casing</b> <i>Display</i> LCD</p> <p><i>Ports</i> Cuff Port DC Jack *AC adapter is optional</p> <p><i>Power</i> 4 * AA Batteries</p> <p><i>Features</i> N/A</p>	<p><i>Communication</i> N/A</p> <p><i>Features</i> N/A</p> <p><i>Not described</i></p> <p><b>Algorithms</b> <i>Averages and Differences</i> Average of the last 3 measurements</p> <p><i>Diagnostic</i> N/A</p> <p><i>Functions</i> N/A</p> <p><i>Communication</i> N/A</p> <p><b>Casing</b> <i>Display</i> LCD</p> <p><i>Ports</i> Cuff Port DC Jack *AC adapter is optional</p> <p><i>Power</i> 4 * AA Batteries</p> <p><i>Features</i> N/A</p>
<p><b>Comparable Criteria</b></p>		

<b>Comments</b>		
<b>Recommendation</b>	<b>Recommended</b>	
<b>Date</b>	<b>21 April 2016</b>	